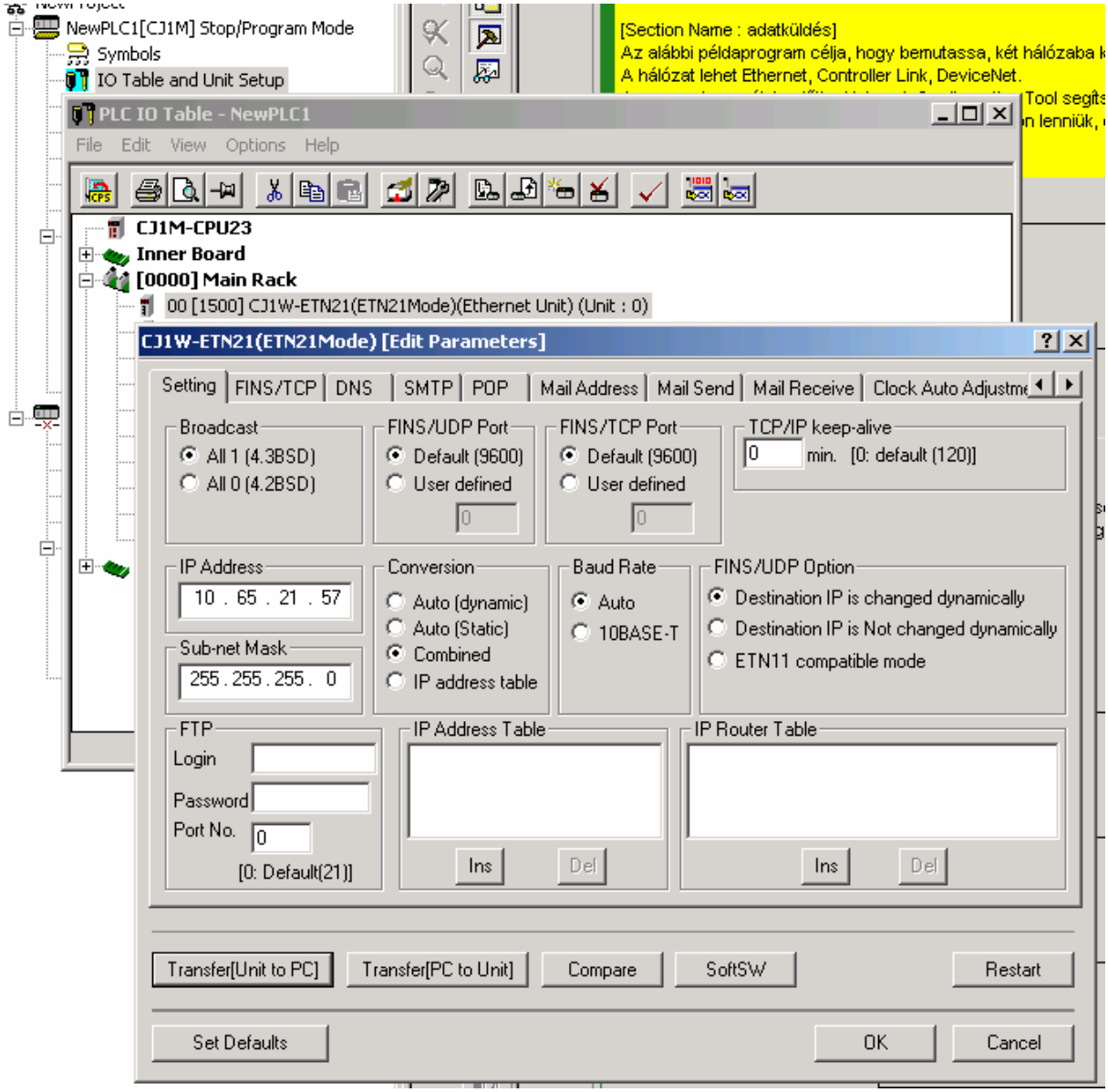
NewPLC1[CJ1M] Stop/Program Mode
Symbols
IO Table and Unit Setup
[Section Name : adatküldés]
Az alábbi példaprogram célja, hogy bemutassa, két hálózaba k
A hálózat lehet Ethernet, Controller Link, DeviceNet.
PLC IO Table - NewPLC1
File Edit View Options Help
CJ1M-CPU23
Inner Board
[0000] Main Rack
00 [1500] CJ1W-ETN21(ETN21Mode)(Ethernet Unit) (Unit : 0)
CJ1W-ETN21(ETN21Mode) [Edit Parameters]
Setting FINS/TCP DNS SMTP POP Mail Address Mail Send Mail Receive Clock Auto Adjustme
Broadcast
All 1 (4.3BSD)
All 0 (4.2BSD)
FINS/UDP Port
Default (9600)
User defined
FINS/TCP Port
Default (9600)
User defined
TCP/IP keep-alive
0 min. [0: default (120)]
IP Address
10 . 65 . 21 . 57
Sub-net Mask
255 . 255 . 255 . 0
Conversion
Auto (dynamic)
Auto (Static)
Combined
IP address table
Baud Rate
Auto
10BASE-T
FINS/UDP Option
Destination IP is changed dynamically
Destination IP is Not changed dynamically
ETN11 compatible mode
FTP
Login
Password
Port No. 0
[0: Default(21)]
IP Address Table
Ins Del
IP Router Table
Ins Del
Transfer[Unit to PC] Transfer[PC to Unit] Compare SoftSW Restart
Set Defaults OK Cancel

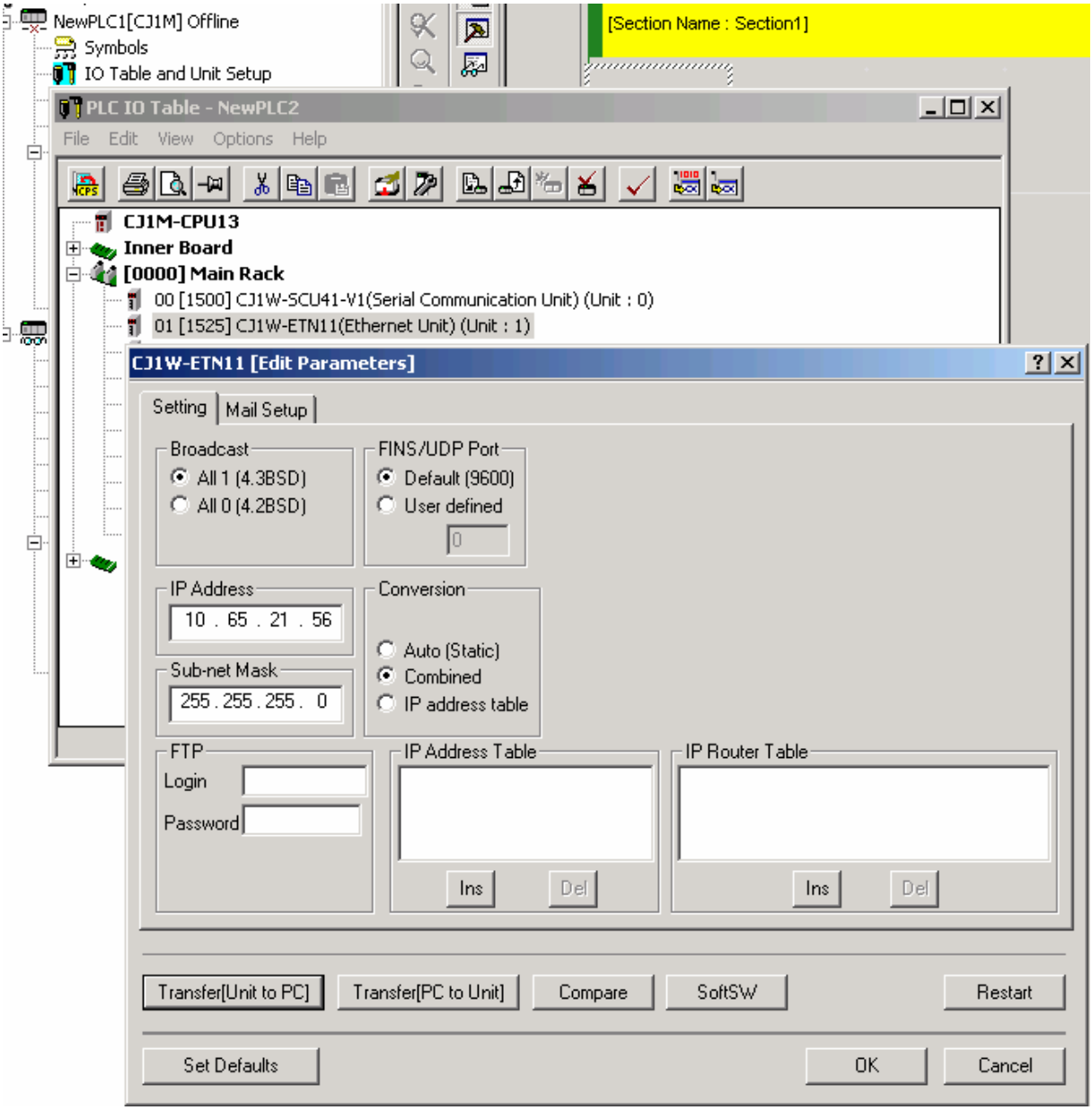
NewPLC1[CJ1M] Offline
Symbols
IO Table and Unit Setup
[Section Name : Section1]
PLC IO Table - NewPLC2
File Edit View Options Help
CJ1M-CPU13
Inner Board
[0000] Main Rack
00 [1500] CJ1W-SCU41-V1(Serial Communication Unit) (Unit : 0)
01 [1525] CJ1W-ETN11(Ethernet Unit) (Unit : 1)
CJ1W-ETN11 [Edit Parameters]
Setting
Mail Setup
Broadcast
All 1 (4.3BSD)
All 0 (4.2BSD)
FINS/UDP Port
Default (9600)
User defined
0
IP Address
10 . 65 . 21 . 56
Conversion
Auto (Static)
Combined
IP address table
Sub-net Mask
255 . 255 . 255 . 0
FTP
Login
Password
IP Address Table
Ins
Del
IP Router Table
Ins
Del
Transfer[Unit to PC]
Transfer[PC to Unit]
Compare
SoftSW
Restart
Set Defaults
OK
Cancel

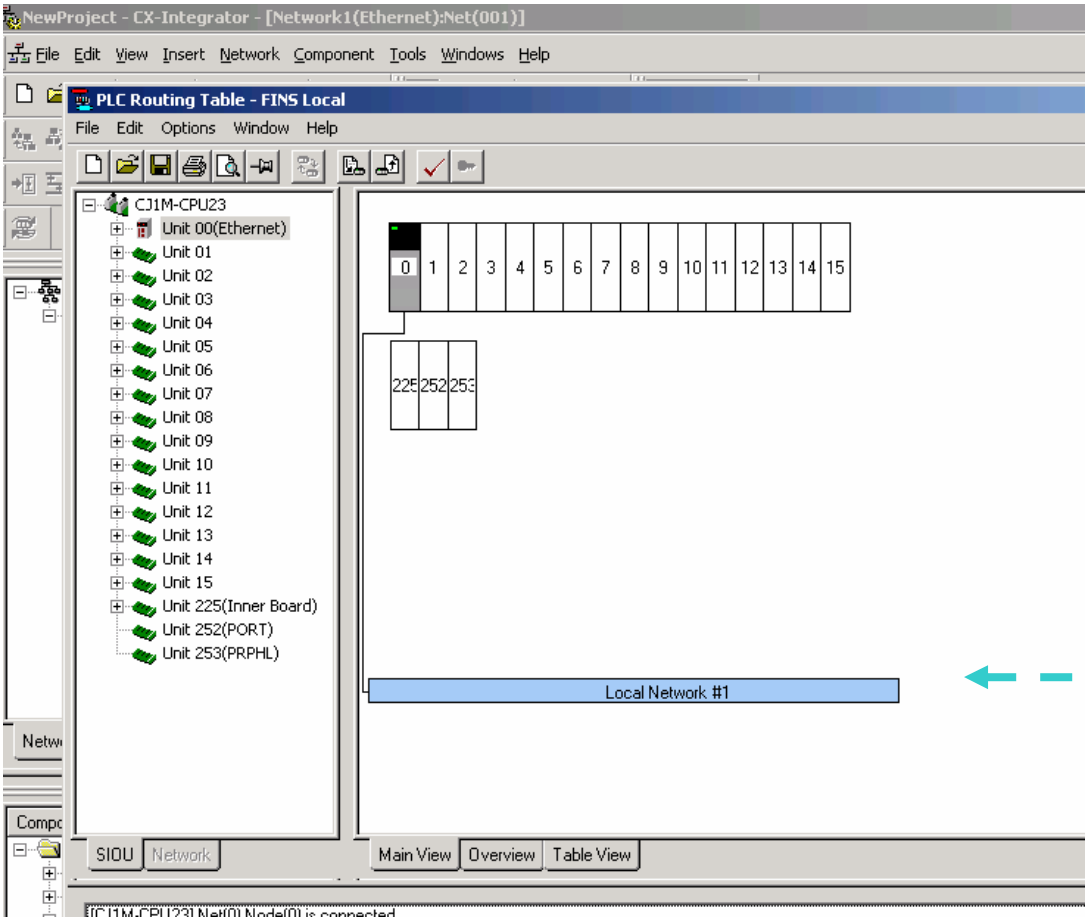
NewProject - CX-Integrator - [Network1(Ethernet):Net(001)]
File Edit View Insert Network Component Tools Windows Help
PLC Routing Table - FINS Local
File Edit Options Window Help
CJ1M-CPU23
Unit 00(Ethernet)
Unit 01
Unit 02
Unit 03
Unit 04
Unit 05
Unit 06
Unit 07
Unit 08
Unit 09
Unit 10
Unit 11
Unit 12
Unit 13
Unit 14
Unit 15
Unit 225(Inner Board)
Unit 252(PORT)
Unit 253(PRPHL)
0 1 2 3 4 5 6 7 8 9 10 11 12 13 14 15
225 252 253
Local Network #1
SIOU
Network
Main View
Overview
Table View

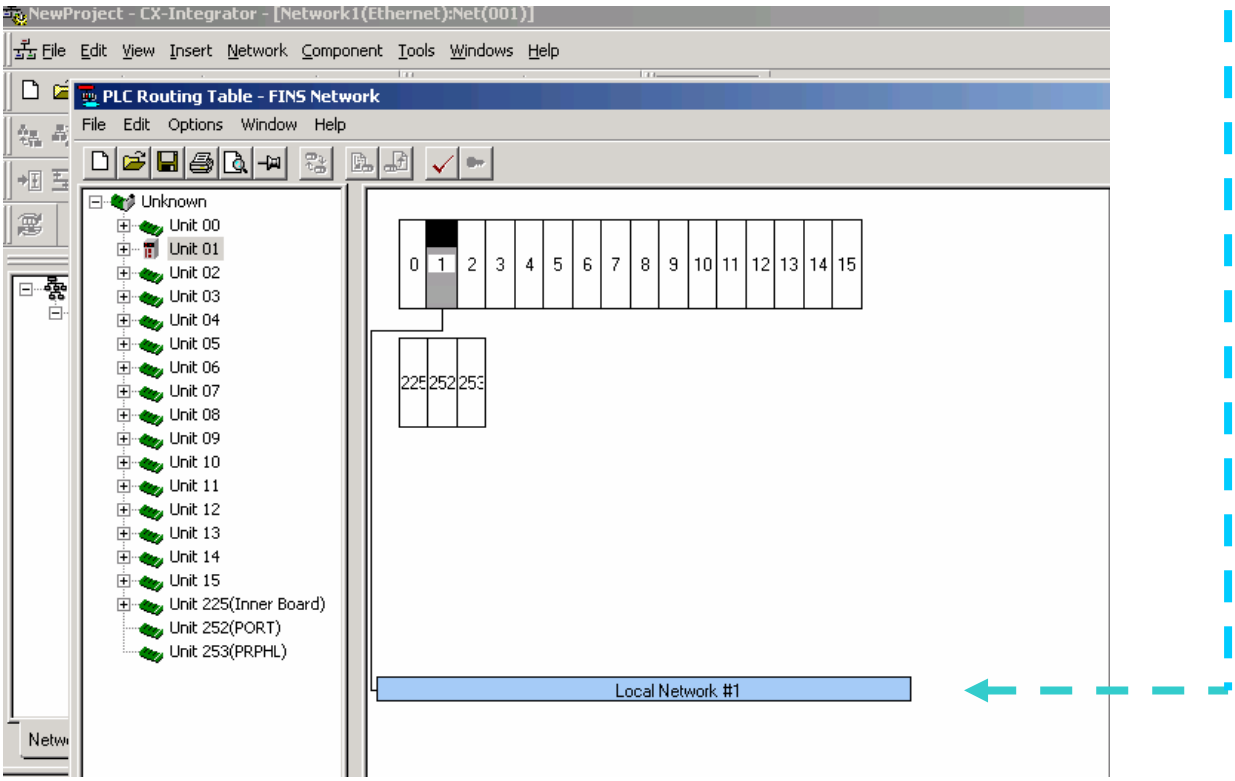
NewProject - CX-Integrator - [Network1(Ethernet):Net(001)]
File Edit View Insert Network Component Tools Windows Help
PLC Routing Table - FINS Network
File Edit Options Window Help
Unknown
Unit 00
Unit 01
Unit 02
Unit 03
Unit 04
Unit 05
Unit 06
Unit 07
Unit 08
Unit 09
Unit 10
Unit 11
Unit 12
Unit 13
Unit 14
Unit 15
Unit 225(Inner Board)
Unit 252(PORT)
Unit 253(PRPHL)
0 1 2 3 4 5 6 7 8 9 10 11 12 13 14 15
225 252 253
Local Network #1

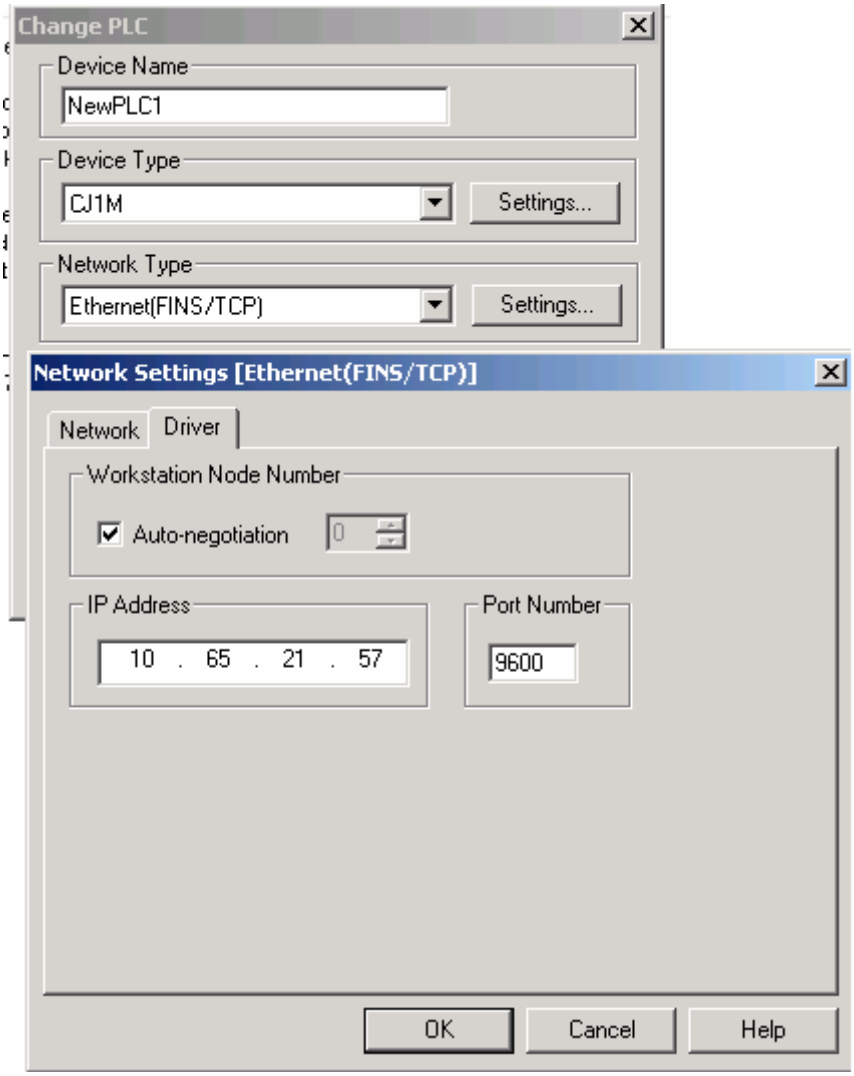
Change PLC
Device Name
NewPLC1
Device Type
CJ1M
Settings...
Network Type
Ethernet(FINS/TCP)
Settings...
Network Settings [Ethernet(FINS/TCP)]
Network
Driver
Workstation Node Number
Auto-negotiation
0
IP Address
10 . 65 . 21 . 57
Port Number
9600
OK
Cancel
Help